

**Year 1
Phonics
Screening
Check**













What is phonics?

- Children are taught to read by breaking down words into separate sounds or 'phonemes'. They are then taught how to blend these sounds together to read the whole word.
- Children have a 30 minutes phonics lesson each day and they are encouraged to use these strategies to read and write in other lessons.
- Point and sweep





Phase 4
farmer
Summer 1 Week 1 Monday

Phase 4
shark
Summer 1 Week 1 Monday

Grow the code grapheme mat Phase 2, 3 and 5

 s ss c se ce st sc	 t tt	 p pp	 n nn kn gn	 m mm mb	 d dd	 g gg	 c k ck cc ch	 r rr wr	 h
 b bb	 f ff ph	 l ll le al	 j g dge ge	 v vv ve	 w wh	 x	 y	 z zz s se ze	 qu
 ch tch ture	 sh ch ti ssi si ci	 th	 ng	 nk	 a	 e ea	 i y	 o a	 u o-e ou

Grow the code grapheme mat Phase 2, 3 and 5

 ai ay a a-e eigh aigh ey ea	 ee ea e e-e ie y ey	 igh ie i i-e y	 oa o o-e ou oe ow	 oo ue u-e ew ou ui	yoo ue u u-e ew	 oo u* oul	 ar a* al*
 or aw au aur oor al a oar ore	 ur er ir or	 ow ou	 oi oy	 ear ere eer	 air are ere ear	zh su si	

*depending on regional accent

Children will be taking a copy home today.



We are now a Little Wandle school



Why are the children being screened?

- Every Year 1 child in the country will be taking the phonics screening check in the same week in June.
- The aim of the check is to ensure that all children are able to read by the end of Year 2.
- This 'midpoint check' will ensure that we have a clear understanding of what the children need to learn in Year 2.


What will the children be expected to do?

- The check is very similar to reading tasks the children already complete during phonics lessons.

- Children will be asked to 'sound out' a word and blend the sounds together. For example eg d-o-g - dog



- The focus of the check is to see which sounds the children know and therefore the children will be asked to read made up 'nonsense' words.



This is not a reading test

Examples of words:

in

ot




at

vap



beg

osk



sum

ect



When will the screening take place?

- The screening will take place throughout the week beginning **Monday 10th June**. The children cannot retake the test at any other time so it is very important your child is in school during this week.
- The check has been designed so that children of all abilities will be able to take part.

Who will complete the check?

- The children will complete the check one at a time in a quiet area of the school.
- A teacher will conduct all of the screening checks with the children.
- The screening will only take 5-10mins with each child.

How can you help?

•Encourage your child to 'sound out' when reading or writing. Focusing particularly on spotting more unusual sound patterns.

Eg

Digraph- 2 letters making one sound

cow

Trigraphs- 3 letters making one sound

night

Split digraphs- 2 vowels with a consonant in between.

spine i_e

How can you help?

- Point out (or allow your child to point out) different digraphs and trigraphs that they recognise in words.
- Encourage children to sound out words and blend everywhere e.g. Shop names, street names etc.

How can you help?

[Home](#) [Our School +](#) [Children +](#) [Curriculum +](#) [Parents/ Carers +](#) [Calendar](#) [Let's celebrate +](#)



Herrick Primary School

Latest... ×



Tuesday 16th April 2024

Herrick Primary School
Lockerbie Avenue
Leicester
LE4 7NJ
Telephone: 0116 2665656
Email: office@herrick.leicester.sch.uk
Headteacher: Mr U Patel

- [Attendance: w/e 12th April 2024](#)
- [Workshops for all parents/ carers: Year 2 SATs 2024 Presentation](#)
- [April On-Line Safety Newsletter](#)
- [Year 6 SATs 2024 revision websites](#)
- [Letters: Year 3 Cadbury World Visit](#)


We are now a Little Wandle school



Herrick Primary School

Firstly, thank you for choosing Herrick Primary School for your child's schooling journey and for those who are considering our school.

[Please click here for the Headteacher's Welcome and the school's Ethos & Values.](#)



How can you help?

We are now a Little
Wandle school



How can you help?

Support for
phonics

How we teach

Books coming
home

Nursery rhymes
- videos

Nursery rhymes
- downloads

Videos



Phase 2 sounds taught in
Reception Autumn 1



Phase 2 sounds taught in
Reception Autumn 2



Phase 3 sounds taught in
Reception Spring 1



How to say Phase 5 sounds

How can you help?

[Home](#) [Our School +](#) [Children +](#) [Curriculum +](#) [Parents/ Carers +](#) [Calendar](#) [Let's celebrate +](#)



Herrick Primary School

Latest... ✕



Tuesday 16th April 2024

Herrick Primary School
Lockerbie Avenue
Leicester
LE4 7NJ
Telephone: 0116 2665656
Email: office@herrick.leicester.sch.uk
Headteacher: Mr U Patel

- [Attendance: w/e 12th April 2024](#)
- [Workshops for all parents/ carers: Year 2 SATs 2024 Presentation](#)
- [April On-Line Safety Newsletter](#)
- [Year 6 SATs 2024 revision websites](#)
- [Letters: Year 3 Cadbury World Visit](#)

We are now a Little Wandle school

The logo for Little Wandle Letters and Sounds Revised, featuring a stylized bird and the text "Little Wandle LETTERS AND SOUNDS REVISED".

Herrick Primary School

Firstly, thank you for choosing Herrick Primary School for your child's schooling journey and for those who are considering our school.

[Please click here for the Headteacher's Welcome and the school's Ethos & Values.](#)

How can you help?

Home Our School + Children + Curriculum + Parents/ Carers + Calendar Let's celebrate +



Herrick Primary School

- Attitudes and Behaviours
- Curriculum
- Homework
- Reading at Home
- Remote Learning for Children
- This Term's Learning

Latest... ×

Our School

EYFS

Curriculum

Parents/ Carers

Let's Celebrate

News, Information & Updates

Remote Learning for Children

School Workshops

Mental Health & Wellbeing

SEND

Safeguarding

Ofsted Reports & Key Information

Tuesday 16th April 2024

Herrick Primary School
Lockerbie Avenue
Leicester
LE4 7NJ
Telephone: 0116 2665656
Email: office@herrick.leicester.sch.uk
Headteacher: Mr U Patel

- [Attendance: w/e 12th April 2024](#)
- [Workshops for all parents/ carers: Year 2 SATs 2024 Presentation](#)
- [April On-Line Safety Newsletter](#)
- [Year 6 SATs 2024 revision websites](#)
- [Letters: Year 3 Cadbury World Visit](#)

We are now a Little Wandle school

Herrick Primary School

Firstly, thank you for choosing Herrick Primary School for your child's schooling journey and for those who are considering our school.

[Please click here for the Headteacher's Welcome and the school's Ethos & Values.](#)

How can you help?

[Phonics & Early Reading](#)

[Home](#) [Our School +](#) [Children +](#) [Curriculum +](#) [Parents/ Carers +](#) [Calendar](#) [Let's celebrate +](#)



Herrick Primary School

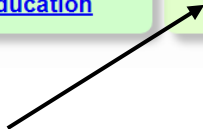
Curriculum

[Our Curriculum Intent](#)

What does your child learn at school each day? Find information about our curriculum subjects here. 'Learning Never Stops!' and it begins as soon as children begin their Herrick journey in Nursery. We also place great importance on our children having experiences beyond the school gates.

[This Term's learning - weekly breakdown](#)

<u>History</u>	<u>Maths</u>	<u>Science</u>	<u>Religious Education</u>
<u>Art</u>	<u>Computing</u>	<u>Design Technology</u>	<u>Physical Education</u>
<u>Music</u>	<u>English</u>	<u>Geography</u>	<u>French</u>
<u>Personal, Social, Health Education</u>	<u>Phonics & Early Reading</u>	<u>Early Years Foundation Stage</u>	<u>Trips & Workshops</u>



How can you help?

[Phonics Screening Check: Guide to alien words](https://www.herrick.leicester.sch.uk/curriculum_Phonics_Early_Reading.php)

https://www.herrick.leicester.sch.uk/curriculum_Phonics_Early_Reading.php



How can you help?

- Remember: Phonics is not the only thing needed to become a fluent reader.
- Please continue to read with your child each day and encourage them to:
 - Sound out
 - Re-read to check it makes sense and aid your child's fluency.
 - Use pictures for clues.
 - Ask questions about the book (back of the book)
- And most importantly ENJOY READING!



Questions?

